



Client Information for HVCBA Driver Training

Heavy Vehicle Licence classes

This list shows the classes of heavy vehicle licences issued by Roads and Maritime. You can drive any class of vehicle appearing **below** your licence class in the list, **except** motorcycles.

At the highest level is an MC licence, which allows you to drive all types of vehicles except motorcycles.

For more detailed information about each licence class go to our website: aota.com.au

- [LR - Light Rigid](#) - small buses or trucks
- [MR - Medium Rigid](#) - medium rigid trucks or buses
- [HR - Heavy Rigid](#) - heavy rigid trucks or buses (including articulated buses)
- [HC - Heavy Combination](#) - heavy articulated vehicles
- [MC - Multi Combination](#) - B-doubles, prime mover, low loader dolly and low loader combinations, road trains

Applying for HVCBA

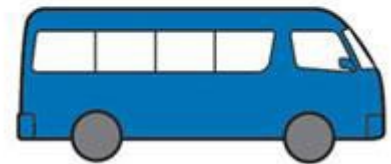
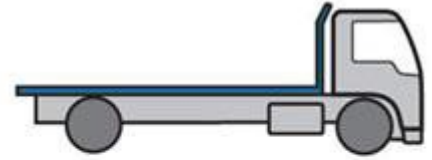
If you choose to obtain your licence through HVCBA, you'll need to go to a registry or service centre **in person** and:

- Provide a completed Licence Application form (PDF, 315Kb)
- Provide acceptable proof of identity
- Pass an eyesight test (unless exempt)
- Pass the knowledge test for the class of licence you want to get
- Pay the participation fee.
- Must have the Services NSW App on your Smart Phone
- You must pay for the Heavy Vehicle HVCBA Learner's Log Book and the *Guide to Heavy Vehicle Competency Based Assessment* publication. The Guide outlines the requirements to pass the assessments and the tasks you need to perform to complete each criteria. Your progress is recorded in your logbook – see HVCBA Learner's Log Book for more information.
- At access the DKT Driver Knowledge Test (see below)
- Usefully link for Driving tips for a Road Ranger gearbox
<https://www.driverknowledgetests.com/resources/driving-tips-for-a-road-ranger-gearbox/>

LR – Light Rigid

LR vehicles include:

- Small trucks with a gross vehicle mass (GVM) up to 8 tonnes. Any towed trailer must not weigh more than nine tonnes GVM
- Buses that seat more than 12 adults, including the driver and a GVM of up to 8 tonnes



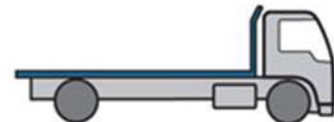
To apply for an LR licence, you must:

- Have held a class C Licence (except a learner licence) or equivalent for one year or more. Any time you've spent on P1 licence counts, but you can't practice driving an LR vehicle or upgrade to an LR Licence until you hold a P2 or full class C Licence
- Pass the LR knowledge test
- Pass an eyesight test
- Complete HVCBA or pass a Roads and Maritime driving test.
- See [Heavy vehicle licences](#) for more information.

MR – Medium Rigid

MR vehicles include:

- Trucks and buses with a GVM of more than eight tonnes and two axles
- Any towed trailer must not weigh more than nine tonnes GVM.



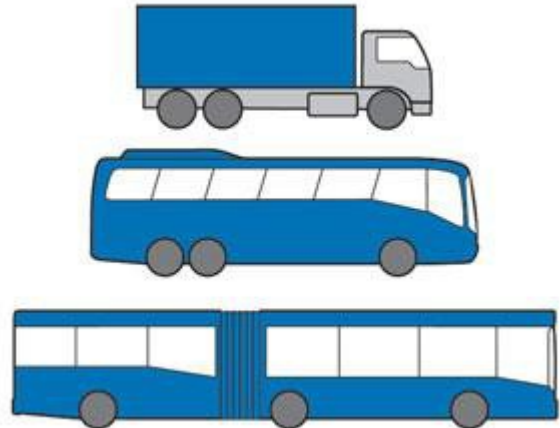
To apply for an MR licence, you must:

- Have held a class C licence (except a learner licence) or equivalent for one year or more. Any time you've spent on P1 Licence counts, but you can't practice to drive an MR vehicle or upgrade to an MR licence until you hold a P2 or full class C Licence
- Pass the MR knowledge test
- Pass an eyesight test
- Complete HVCBA or pass a Roads and Maritime driving test.
- See [Heavy vehicle licences](#) for more information.

HR – Heavy Rigid

HR vehicles include:

- Trucks and buses with a GVM of more than eight tonnes, and three or more axles
- Any towed trailer must not weigh more than nine tonnes GVM
- Bendy buses. Even though these vehicles are articulated, they're treated as rigid vehicles.



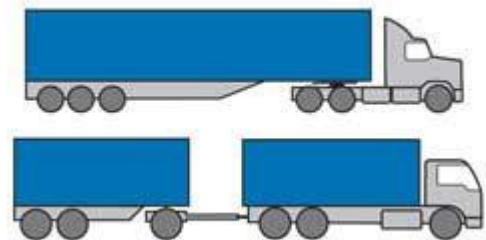
To apply for an HR Licence, you must:

- Have held a class C licence (except a learner Licence) or equivalent for two years or more. Any time you've spent on P1 Licence counts, but you can't practice to drive an HR vehicle, or upgrade to an HR licence until you hold a P2 or full class C Licence
- To move from MR to HR, you must be at least 25 years old and hold a valid MR license for at least 2 years.
- Pass the HR knowledge test
- Pass an eyesight test
- Complete HVCBA or pass a Roads and Maritime driving test.
- See [Heavy vehicle licences](#) for more information.

HC – Heavy Combination

HC vehicles include:

- Articulated vehicles with three or more axles
- Heavy rigid vehicle trailer combinations, including unladen dolly, with three or more axles
- Any towed trailer with a GVM more than nine tonnes.



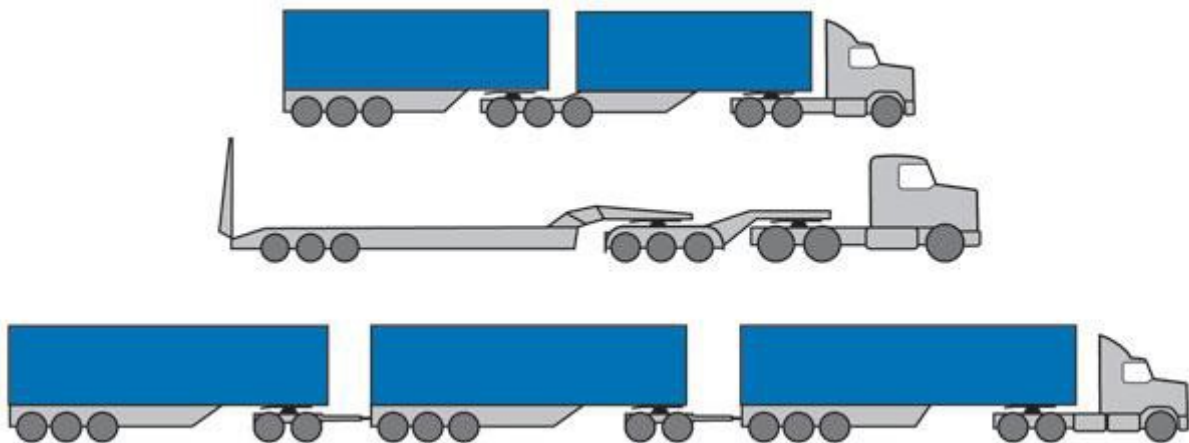
To apply for an HC Licence, you must:

- Have held a class MR or HR licence or equivalent for one year or more. Any time you've spent on a P2 MR or HR licence counts, but you can't practice to drive an HC vehicle or upgrade to an HC licence until you hold a full-class MR or HR Licence
- Pass the HC knowledge test
- Pass an eyesight test
- Complete HVCBA or pass a Roads and Maritime driving test.

MC – Multi Combination

MC vehicles include:

- B-doubles
- Prime mover, low loader dolly and low loader trailer combinations
- Road trains.



To apply for an MC Licence, you must:

- Have held a Class HR or HC Licence or equivalent for at least one year. Any time you've spent on a P2 HR licence counts, but you can't practice to drive an MC vehicle or upgrade to an MC Licence until you hold a full-class HR or HC Licence
- Pass an MC knowledge test
- Pass an eyesight test
- Complete HVCBA. If you hold an HR licence, you'll need to pass an HC assessment before you can start MC training
- Pass a medical examination.
- See [Heavy vehicle licences](#) for more information.



Client Information for HVCBA Driver Training

Vehicle Requirements if Using Own Vehicle

You can learn and be assessed in your own vehicle, as long as it is **registered** and **roadworthy**, and the **right type of vehicle** for the licence class you're applying for.

The vehicle you use for the test must also have a lap-sash retractable seat belt fitted to the front passenger seat for the assessor or testing officer. This requirement is not needed for MR and HR buses.

Vehicles for HR, HC and MC licence tests must meet these additional minimum requirements:

HR –the test vehicle must be at least a 3-axle rigid vehicle with a GVM of more than 15 tonnes, excluding bobtail prime mover.

HC – the test vehicle must be at least a 3-axle prime mover with a minimum 2-axle semi-trailer, or a heavy rigid vehicle plus trailer over 9 tonnes GVM.

MC – the test vehicle must be at least a 3-axle prime mover with an A and B trailer, each with bogie axles. The vehicle must be B-double rated and a minimum of 22 metres in length, in B-double configuration.

Test vehicles must also be loaded to at least 75% of the maximum mass allowable for the vehicle, except for buses. For whichever is lowest, at least 75% of:

- legal mass limit
- the Gross Vehicle Mass (GVM) for rigid vehicles, or
- the Gross Combination Mass (GCM) for articulated or heavy trailer combinations.

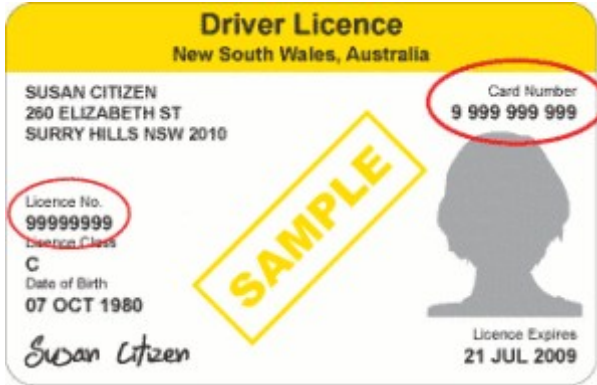
Vehicles that cannot be used for the test or assessment

The following vehicles **must not** be used for a driving test or HVCBA:

- armoured security vehicles
- vehicles carrying dangerous goods
- vehicles carrying livestock
- vehicles displaying Traders' number plates
- vehicles that are not suitable for safe use
- any heavy vehicle fitted with a dual accelerator or a dual steering wheel
- buses carrying passengers
- Special Purpose Vehicles.

Once the above has been completed, RTO will require the following information:

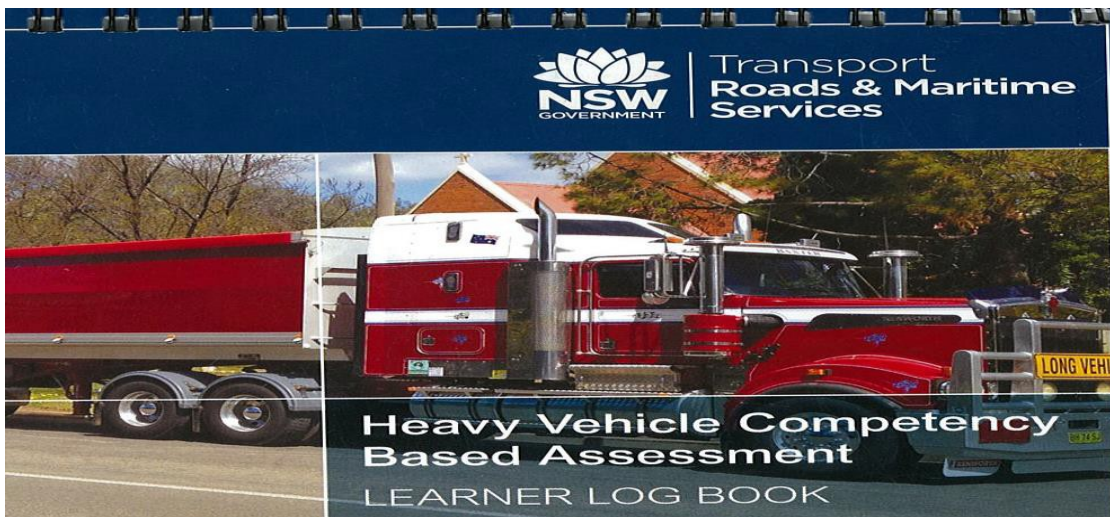
1. Scanned/Test copy of your Drivers Licence



2. You Must have the ServicesNSW App on your Smart Phone.



3. Must have Heavy Vehicle Competency Based Assessment Learner Logbook
4. Interstate Licence Holders must have an Interstate Logbook



Interstate Applicants

Interstate licence holders can be assessed by an RTO in NSW, and if they are deemed competent, they will be issued a NSW Certificate of Competence, which they can then provide to the interstate licensing authority for licence upgrade.

Please call the Office to discuss the options for using an Interstate licence.

All applicants must complete an [HVCBA Applicant Enrolment Form](#).

TRANSMISSION TYPES

Crash Box, Constant Mesh Transmission



A road ranger-type transmission goes by a lot of names. Crash box, constant mesh and N-speed (where 'n' is how many forward gears are in the transmission). For example, 18-speed, 15-speed etc. These types of transmission require the operator's skill to match the correct gear with the correct engine revolutions and to match it with the vehicle's road speed. The driver is the transmission's 'synchroniser'! If a licence is obtained with this type of transmission, then the licence holder will have no restrictions on their licence.

Automatic Transmission



An automatic truck is the same as the cars you have at home. Select drive or reverse, put your foot on the accelerator, and the truck moves away. If a licence is obtained with this type of transmission, then the licence holder will have a 'b' condition placed on their licence alongside the licence class obtained. This 'b' condition restricts the licence holder from operating a road ranger or crash box-type heavy vehicle.



Synchromesh Transmission

These are the same as a manual car but generally have many more gears. There are synchronisers in the transmission that help engage the gears. Put the clutch in, select your gear, truck to the friction point and move away. If a licence is obtained with this type of transmission, then the licence holder will have a 'B' condition placed on their licence alongside the licence class obtained. This 'B' condition restricts the licence holder from operating a Road Ranger or crash box-type Heavy Vehicle.

Website: <https://allonsitetrainingandassessment.com.au>

Email: Sarah: admin@aota.com.au
Robin: robin@aota.com.au
Darren: darren@aota.com.au

Phone: 02 4206 8378
Mobile: 0478 802 252

Facility Address: 275b Princes Highway, Unanderra, NSW 2526
Postal Address: PO Box 35, Dapto NSW 2530

Follow us on

